





EXAMPLE FLOOR PLAN
VALLEYS PALETTE
* PLANS VARY

FURNITURE PACKAGE | 2 BEDROOM

*DIGITAL REPRESENTATION MAY VARY WITH ACTUAL MATERIALS.
*THE DEVELOPER RESERVES THE RIGHT TO MAKE ANY MODIFICATIONS THE DEVELOPER DEEMS NECESSARY.



ENTRY, KITCHEN, DINING AND LIVING ROOM

FURNITURE PACKAGE | 2 BEDROOM

*DIGITAL REPRESENTATION MAY VARY WITH ACTUAL MATERIALS.
*THE DEVELOPER RESERVES THE RIGHT TO MAKE ANY MODIFICATIONS THE DEVELOPER DEEMS NECESSARY.





Mirror Detail



NATURAL IRON MIRROR
Chattered Natural Iron Frame
with Curved Edge Wall Mirror
24"w x 36"h



* PLANS VARY




HANDCRAFTED WOOD ENTRY CONSOLE
Reclaimed Wood Console Table with
Handcrafted Dovetail Joinery Detail
**Sizes Vary by Plan Type



Dovetail Detail



IVORY BOUCLE STOOL
Ivory Boucle Stool with
Oak Wood Legs



Fabric Detail

*DIGITAL REPRESENTATION MAY VARY WITH ACTUAL MATERIALS.
*THE DEVELOPER RESERVES THE RIGHT TO MAKE ANY MODIFICATIONS THE DEVELOPER DEEMS NECESSARY.



Table Detail



Fabric Detail



* PLANS VARY



HAND-CRAFTED WOOD DINING TABLE

Rustic Oak Hand-Crafted Dining Table

60"l x 36"w x 30"h

*Applicable in E2B Plan Only:

96"l x 36"w x 30"h



SIX UPHOLSTERED DINING CHAIRS

Performance Heathered Ivory Tweed

Dining Chair with Natural Oak Frame

*Applicable in E2B Plan Only: 5 Dining Chairs &

1 Dining Bench



HAND-CRAFTED WOOD DINING BENCH

Rustic Oak Hand-Crafted Bench

76"l x 16"w x 18"h

*Applicable in E2B Plan Only: 5 Dining Chairs &

1 Dining Bench



Bench Detail



Leather Detail



Wood Frame Detail

LEATHER WOOD COUNTER STOOL

Leather Sling Back Counter Stool with

Chesnut Finish Wood Frame

*Quantities Vary by Plan Type

KITCHEN & DINING ROOM

*Applicable in E2B Unit Only



* PLANS VARY



TEXTURED BLACK FULL MURPHY BED


Queen Murphy Bed with Storage Hutch Above and Black Hardware

*Applicable in E2B Unit Only.

Reference Unit Plan

LIVING ROOM
*Applicable in West Building Only


LUXURY ACCENT PILLOWS
Seven Various Textural Accent Pillows



Leather Detail




RECLAIMED OAK WOOD END TABLE
Rustic Oak Wood Cube End Table



* PLANS VARY

PREMIUM LEATHER SLEEPER SOFA
Queen Sleeper Sofa with Kiln-Dried Solid Hardwood Base
*Applicable in West Building Units




Wood Detail

RUSTIC SOLID WOOD COFFEE TABLE
Kiln-Dried Solid Wood with Natural Imperfections and Graining



Fabric Detail

VELVET SWIVEL LOUNGE CHAIR
Plush Velvet Swivel Lounge Chair with Luxury Accent Pillow



HANDWOVEN NATURAL AREA RUG
Natural Heathered Wool Blend Multi-Colored



Rug Detail



Fabric Detail

NATURAL SHEARLING TUFTED OTTOMAN
Cream Natural Shearling Upholstered Stool with Tuft Detail and Oiled Walnut Legs


*DIGITAL REPRESENTATION MAY VARY WITH ACTUAL MATERIALS.
*THE DEVELOPER RESERVES THE RIGHT TO MAKE ANY MODIFICATIONS THE DEVELOPER DEEMS NECESSARY.

LIVING ROOM

*Applicable in East Building Only

LUXURY ACCENT PILLOWS

Ten Various Textural Accent Pillows




Leather Detail



RECLAIMED OAK WOOD END TABLE

Rustic Oak Wood Cube End Table




* PLANS VARY

PREMIUM LEATHER SECTIONAL SLEEPER SOFA

Leather Sectional Sleeper Sofa with Kiln-Dried Solid Hardwood Base

*Applicable in East Building Units



Wood Detail

RUSTIC SOLID WOOD COFFEE TABLE


Kiln-Dried Solid Wood with Natural Imperfections and Graining



Fabric Detail

VELVET SWIVEL LOUNGE CHAIR

Plush Velvet Swivel Lounge Chair with Luxury Accent Pillow



HANDWOVEN NATURAL AREA RUG

Natural Heathered Wool Blend Multi-Colored Area Rug



Rug Detail



Fabric Detail

NATURAL SHEARLING TUFTED OTTOMAN

Cream Natural Shearling Upholstered Stool with Tuft Detail and Oiled Walnut Legs

*DIGITAL REPRESENTATION MAY VARY WITH ACTUAL MATERIALS.
*THE DEVELOPER RESERVES THE RIGHT TO MAKE ANY MODIFICATIONS THE DEVELOPER DEEMS NECESSARY.



BEDROOMS

FURNITURE PACKAGE | 2 BEDROOM

*DIGITAL REPRESENTATION MAY VARY WITH ACTUAL MATERIALS.
*THE DEVELOPER RESERVES THE RIGHT TO MAKE ANY MODIFICATIONS THE DEVELOPER DEEMS NECESSARY.





PRIMARY BATH SHOWER BENCH
Solid Teak Wood Bench



WAXED EBONY OAK 5-DRAWER DRESSER
Kiln-Dried Waxed Ebony Oak 5-Drawer Dresser with
Soft-Close Glides and Bronze Pulls



Wood Detail



Fabric Detail



BRONZE & WOOD ACCENT CHAIR
Linen Blend Upholstery with Bronze Metal
and Wood Frame with Accent Pillow
*Not Applicable in Unit E2B



* PLANS VARY

BLACKENED METAL TABLE LAMPS
White Linen Shade with
Blackened Metal Base



LUXURY ACCENT PILLOWS
Six Various Textural Accent Pillows



RUSTIC OAK WOOD BED WITH UPHOLSTERED PANEL
Rustic American White Oak Bed Frame and Headboard
with Natural Imperfections and Graining with an
Upholstered Panel with a Woven Ivory Fabric



RUSTIC OAK WOOD NIGHTSTANDS
Rustic American White Oak
One Drawer & Two Drawer Nightstands
with Integrated Power



BRONZE & LEATHER
FLOOR MIRROR
Blackened Bronze Frame with
Graphite Leather Wrap and
Brass Detail at the Arch
24"w x 72"h

PRIMARY BEDROOM


*Applicable in E2A & E2C Units Only




PRIMARY BATH SHOWER BENCH
Solid Teak Wood Bench



WAXED EBONY OAK 5-DRAWER DRESSER
Kiln-Dried Waxed Ebony Oak 5-Drawer Dresser with Soft-Close Glides and Bronze Pulls



Wood Detail



Fabric Detail



BRONZE & WOOD ACCENT CHAIR
Linen Blend Upholstery with Bronze Metal and Wood Frame with Accent Pillow
*Not Applicable in E2B Unit



* PLANS VARY

BLACKENED METAL TABLE LAMPS

White Linen Shade with Blackened Metal Base



LUXURY ACCENT PILLOWS

Six Various Textural Accent Pillows



RUSTIC OAK WOOD KING BED WITH UPHOLSTERED PANEL

Rustic American White Oak Bed Frame and Headboard with Natural Imperfections and Graining with an Upholstered Panel with a Woven Ivory Fabric



Leather Detail

BRONZE & LEATHER FLOOR MIRROR

Blackened Bronze Frame with Graphite Leather Wrap and Brass Detail at the Arch
24"w x 72"h

RUSTIC OAK WOOD NIGHTSTANDS

Rustic American White Oak
One Drawer Nightstands with Integrated Power

*DIGITAL REPRESENTATION MAY VARY WITH ACTUAL MATERIALS.
*THE DEVELOPER RESERVES THE RIGHT TO MAKE ANY MODIFICATIONS THE DEVELOPER DEEMS NECESSARY.

SECOND BEDROOM



Wood Detail

SMOKED OAK & MARBLE 6-DRAWER DRESSER

Lacquered Smoked Oak 6-Drawer Dresser with White Marble Top

*Applicable in West Building Units



SMOKED OAK & MARBLE 5-DRAWER DRESSER

Lacquered Smoked Oak 5-Drawer Dresser with White Marble Top

*Applicable in East Building Units



* PLANS VARY

LUXURY ACCENT PILLOWS

Six Various Textural Accent Pillows



VERTICAL CHANNEL-TUFTED UPHOLSTERED QUEEN BED

Vertical Channel-Tufted Cream Fabric Upholstered Queen Bed with Wood Square Legs

VOLCANIC GLAZED TABLE LAMP

Ivory Volcanic Glazed Table Lamp with Linen Shade



OIL-RUBBED BRONZE FLOOR MIRROR

Oil-Rubbed Bronze Frame Curved Corner Floor Mirror

*Sizes Vary by Plan



Wood Detail

RUSTIC OAK WOOD NIGHTSTANDS

Rustic American White Oak Single Drawer Pedestal Nightstands with Integrated Power



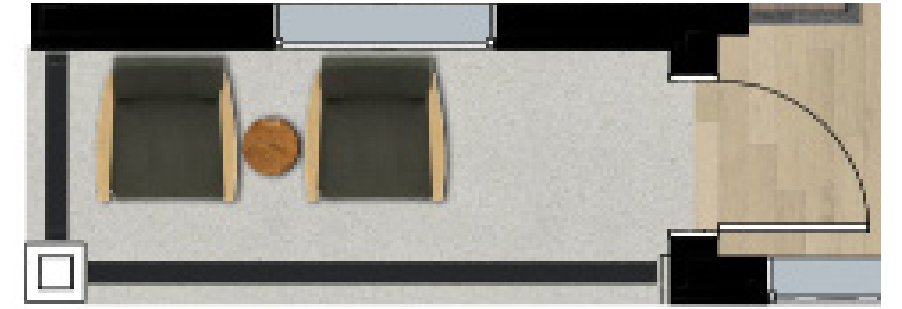
TEXTURED BLACK FULL MURPHY BED
Queen Murphy Bed with Storage Hutch Above
and Black Hardware

*Applicable in E2B Unit Only



OUTDOOR ACCENT PILLOWS

Two Outdoor Throw Pillows
*Quantities Vary by Plan Type



* PLANS VARY



Back Detail



Wicker Detail



TEAK OUTDOOR LOUNGE CHAIR

Premium Teak Wood All-Weather Frame
and Charcoal Performance Woven Cushions
*Additional Outdoor Furniture Varies by Plan,
Reference Unit Plans




NATURAL TEAK ROOT ACCENT TABLE

Natural Teak Wood Root Accent Table
*Additional Outdoor Furniture Varies by Plan,
Reference Unit Plans



Fabric Detail




Wood Detail



OUTDOOR WOVEN BISTRO SET

Teak & All-Weather Wicker Chairs with Black Metal Bistro Table
*W2B Unit Standard Outdoor Set
*Applicable in W2A (W112) Unit Only



* PLANS VARY



OUTDOOR HANDCRAFTED SOFA

All-Weather Woven Upholstery with a Black Handcrafted Aluminum Frame
*Applicable in W2A (W112) Unit Only



OUTDOOR ACCENT PILLOWS

Two Outdoor Accent Pillows
*Quantities Vary by Plan Type



OUTDOOR TEAK WOOD COFFEE TABLE

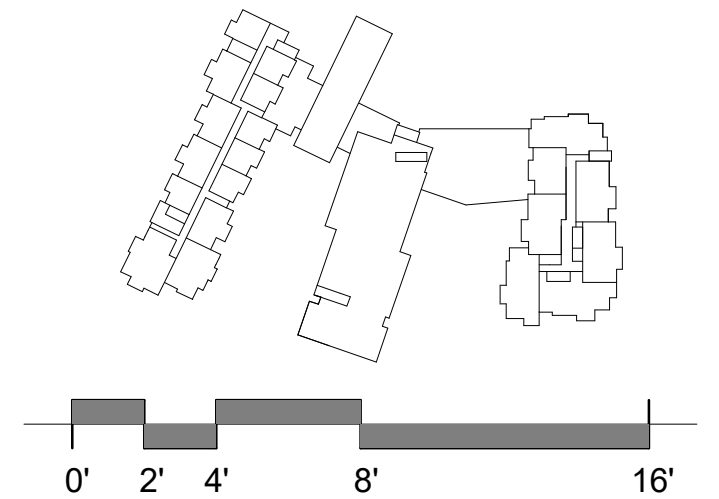
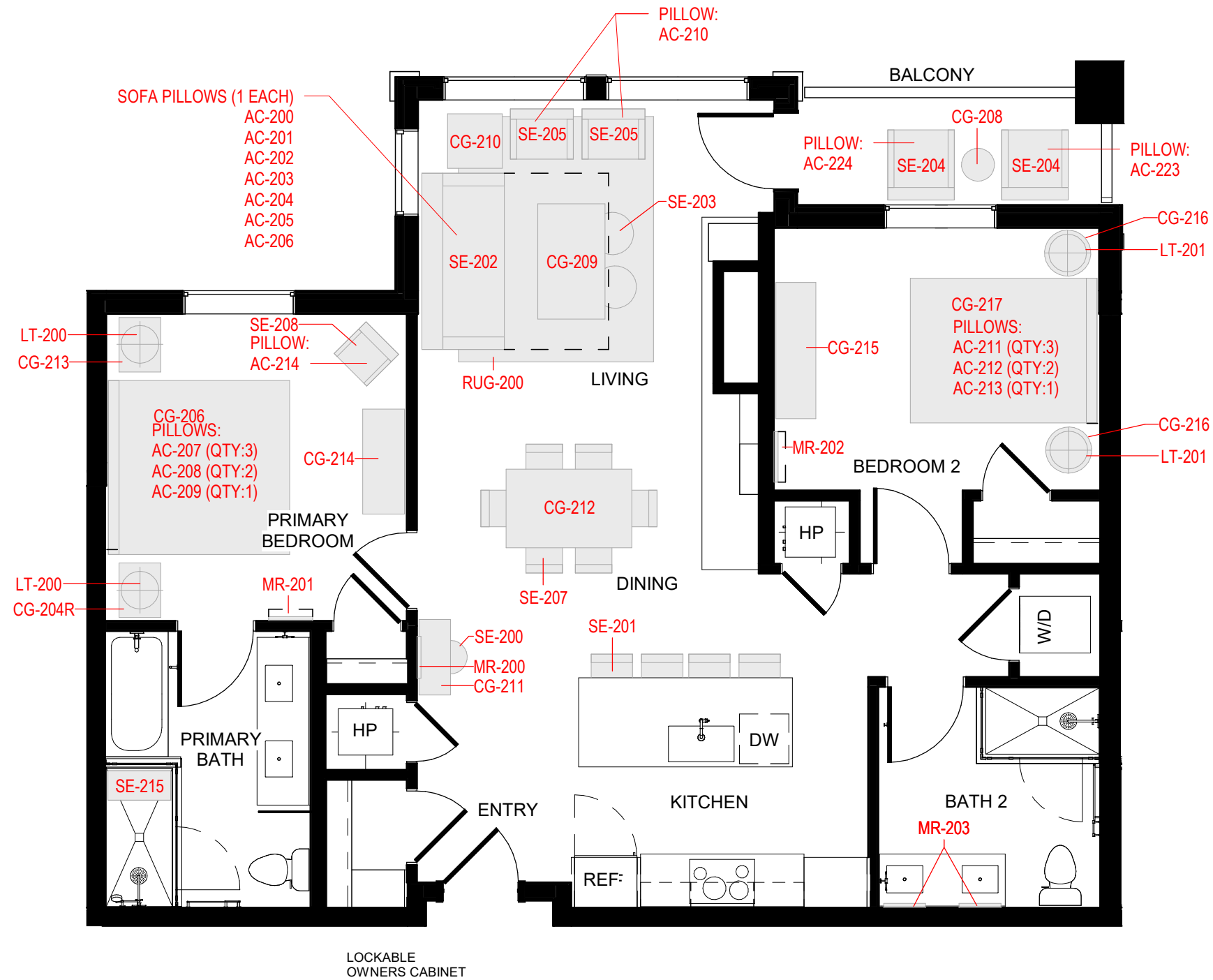
Solid Teak Outdoor Coffee Table
*Applicable in W2A (W112) Unit Only



OUTDOOR AREA RUG

Woven Outdoor Area Rug 8'w x 10'l
*Applicable in W2A (W112) Unit Only

W105, W107,
W201, W203,
W205, W207,
W212, W301,
W303, W305,
W307, W312,
W401, W403,
W405, W407,
W412, W501,
W503, W505,
W507, W512.

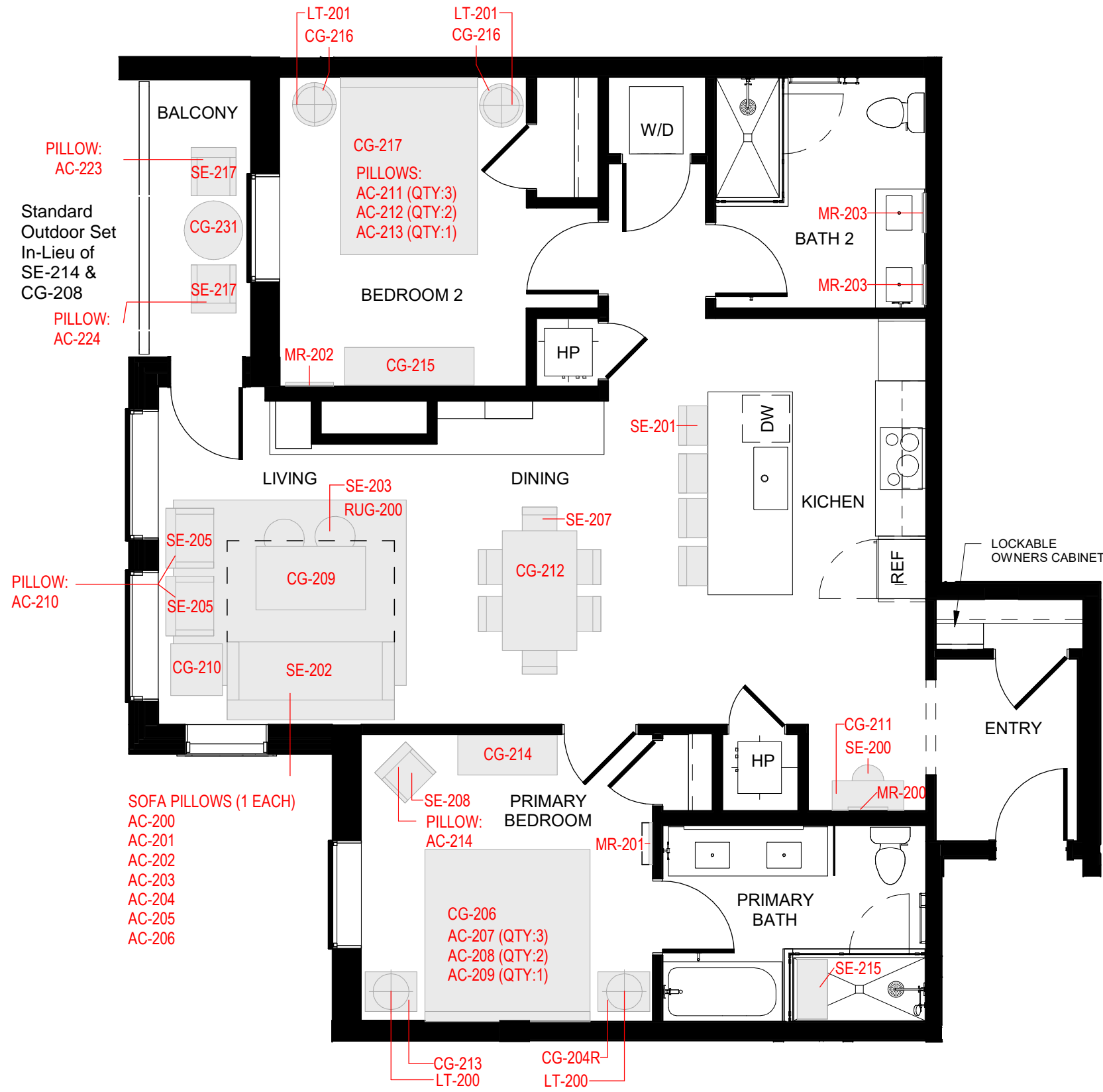


* The Developer reserves the right to make any modifications the Developer deems necessary.
 * All dimensions and areas shown are approximate and subject to change without notice. "As Built" dimensions and areas may vary from those shown.
 * Furniture & lighting shown in gray are for reference only and are not included in the purchase price of unit.
 * Where provided, Type A units are in accordance with 2009 ICC/ANSI A117.1 - NOT fully ADA compliant.

2 BED (W2A)



ARCHITECTURE
 URBAN DESIGN
 INTERIOR DESIGN



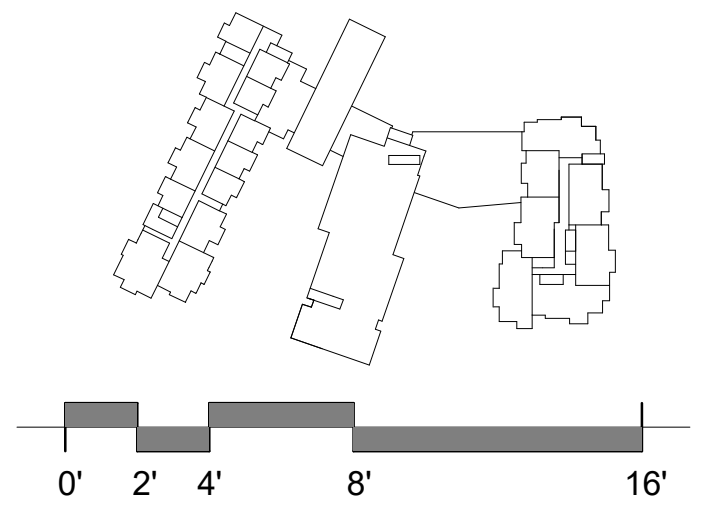
PILLOW:
AC-223

Standard
Outdoor Set
In-Lieu of
SE-214 &
CG-208

PILLOW:
AC-224

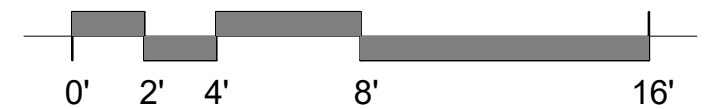
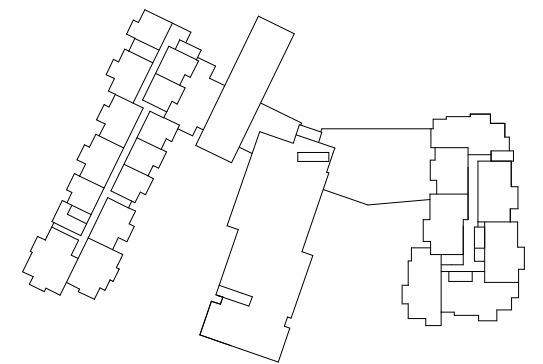
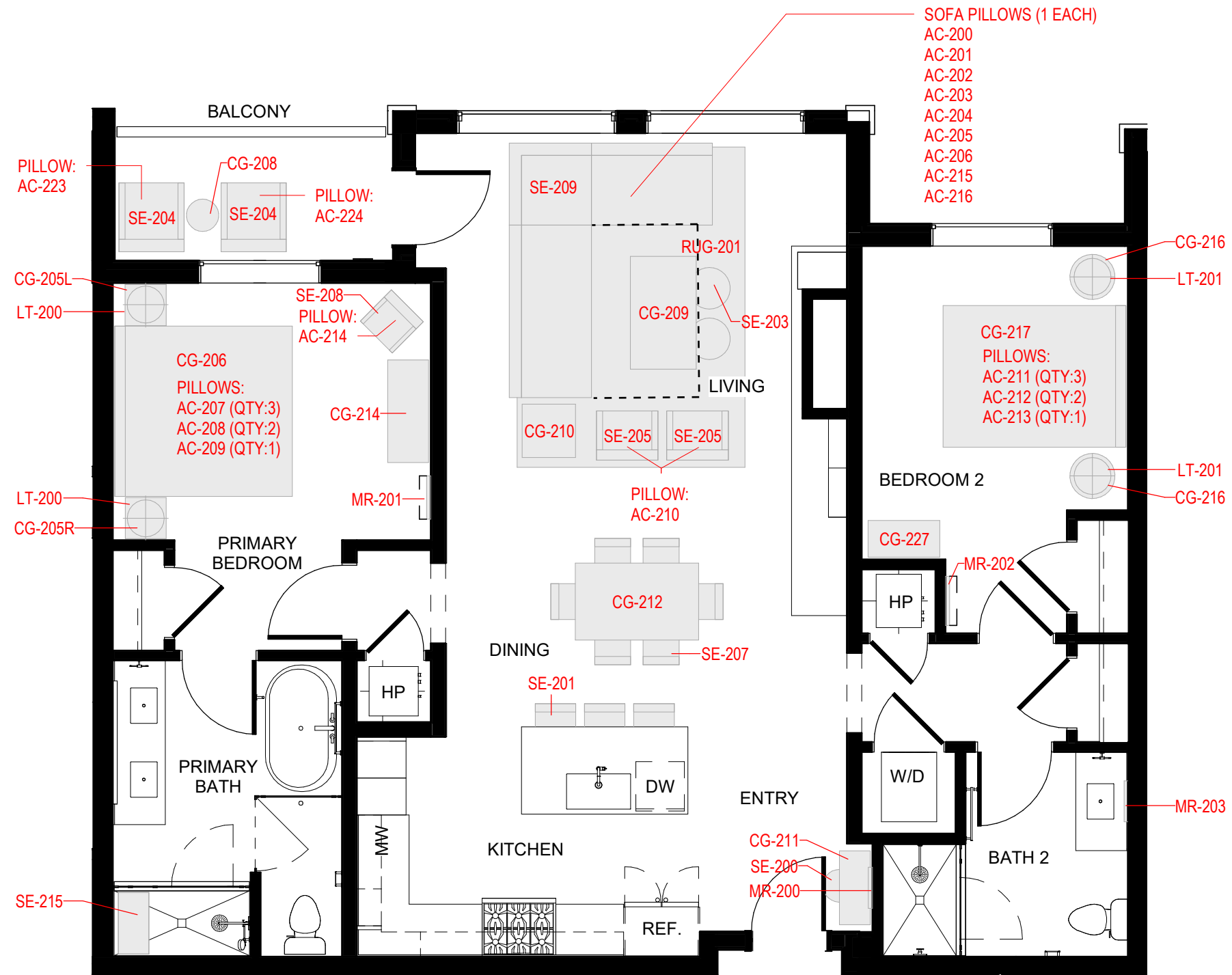
PILLOW:
AC-210

SOFA PILLOWS (1 EACH)
AC-200
AC-201
AC-202
AC-203
AC-204
AC-205
AC-206



* The Developer reserves the right to make any modifications the Developer deems necessary.
 * All dimensions and areas shown are approximate and subject to change without notice. "As Built" dimensions and areas may vary from those shown.
 * Furniture & lighting shown in gray are for reference only and are not included in the purchase price of unit.
 * Where provided, Type A units are in accordance with 2009 ICC/ANSI A117.1 - NOT fully ADA compliant.

2BD (W2B)

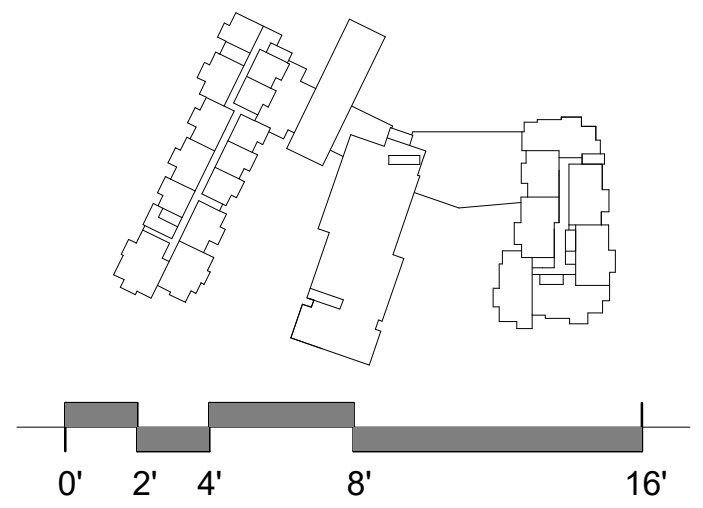
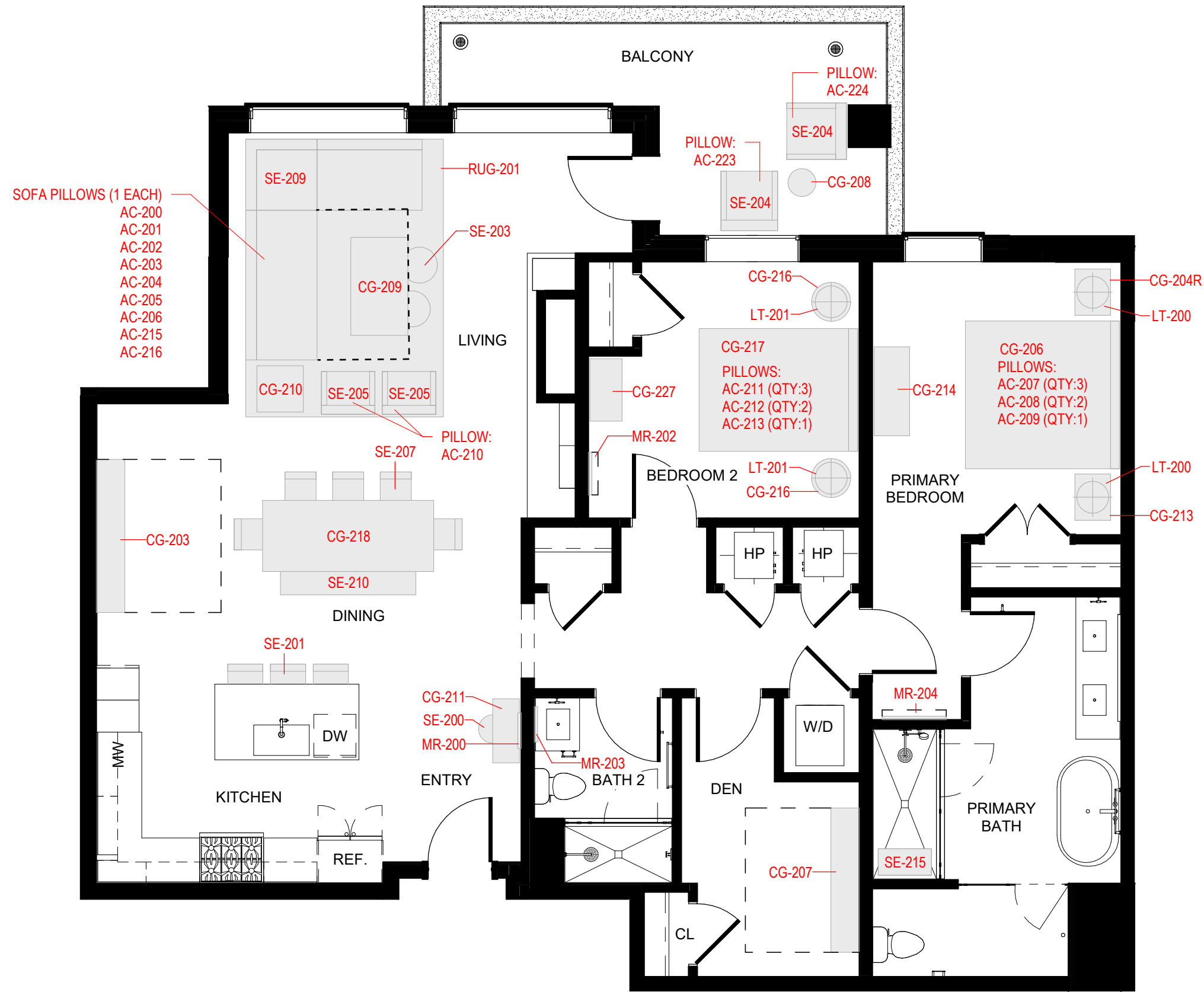


* The Developer reserves the right to make any modifications the Developer deems necessary.
 * All dimensions and areas shown are approximate and subject to change without notice. "As Built" dimensions and areas may vary from those shown.
 * Furniture & lighting shown in gray are for reference only and are not included in the purchase price of unit.
 * Where provided, Type A units are in accordance with 2009 ICC/ANSI A117.1 - NOT fully ADA compliant.

2 BED (E2A)



ARCHITECTURE
 URBAN DESIGN
 INTERIOR DESIGN



* The Developer reserves the right to make any modifications the Developer deems necessary.
 * All dimensions and areas shown are approximate and subject to change without notice. "As Built" dimensions and areas may vary from those shown.
 * Furniture & lighting shown in gray are for reference only and are not included in the purchase price of unit.
 * Where provided, Type A units are in accordance with 2009 ICC/ANSI A117.1 - NOT fully ADA compliant.

2 BED (E2B)



ARCHITECTURE
 URBAN DESIGN
 INTERIOR DESIGN


















KINDRED - CONDOS - AREA SPEC MATRIX

75 Hunki Dori Ct., Keystone, CO, United States, 80435

Rev. 2024 0422

Unit Type	2BD - W2A	2BD - W2A	2BD - W2B	2BD - E2A	2BD - E2B	2BD - E2C
Unit Level	L1 - L5	L1	L1	L3 - L5	L1	L2
Unit #	W105, W107, W201, W203, W205, W207, W212, W301, W303, W305, W307, W312, W401, W403, W405, W407, W412, W501, W503, W505, W507, W512	W112	W103	E303, E403, E503	E105	E203

ACCESSORIES

	AC-200	1	1	1	1	1	1
	AC-201	1	1	1	1	1	1
	AC-202	1	1	1	1	1	1
	AC-203	1	1	1	1	1	1
	AC-204	1	1	1	1	1	1
	AC-205	1	1	1	1	1	1
	AC-206	1	1	1	1	1	1
	AC-207	3	3	3	3	3	3
	AC-208	2	2	2	2	2	2
	AC-209	1	1	1	1	1	1
	AC-210	2	2	2	2	2	2
	AC-211	3	3	3	3	3	3
	AC-212	2	2	2	2	2	2
	AC-213	1	1	1	1	1	1
	AC-214	1	1	1			1
	AC-215				1	1	1
	AC-216				1	1	1

KINDRED - CONDOS - AREA SPEC MATRIX

75 Hunki Dori Ct., Keystone, CO, United States, 80435

Rev. 2024 0422

	Unit Type	2BD - W2A	2BD - W2A	2BD - W2B	2BD - E2A	2BD - E2B	2BD - E2C
	Unit Level	L1 - L5	L1	L1	L3 - L5	L1	L2
	Unit #	W105, W107, W201, W203, W205, W207, W212, W301, W303, W305, W307, W312, W401, W403, W405, W407, W412, W501, W503, W505, W507, W512	W112	W103	E303, E403, E503	E105	E203
	AC-217						
	AC-218						
	AC-219						
	AC-220						
	AC-221						
	AC-222						
	AC-223	1	2	1	1	1	1
	AC-224	1	2	1	1	1	1
	LT-200	2	2	2	2	2	2
	LT-201	2	2	2	2	2	2
	LT-202						
	MR-200	1	1	1	1	1	1
	MR-201	1	1	1	1		1
	MR-202	1	1	1	1	1	1

KINDRED - CONDOS - AREA SPEC MATRIX

75 Hunki Dori Ct., Keystone, CO, United States, 80435

Rev. 2024 0422

	Unit Type	2BD - W2A	2BD - W2A	2BD - W2B	2BD - E2A	2BD - E2B	2BD - E2C
	Unit Level	L1 - L5	L1	L1	L3 - L5	L1	L2
	Unit #	W105, W107, W201, W203, W205, W207, W212, W301, W303, W305, W307, W312, W401, W403, W405, W407, W412, W501, W503, W505, W507, W512	W112	W103	E303, E403, E503	E105	E203
	MR-203	2	2	2	1	1	1
	MR-204					1	
	RUG-200	1	1	1			
	RUG-201				1	1	1
	RUG-202		1				
CASEGOODS							
	CG-200						
	CG-201						
	CG-202						
	CG-203					1	
	CG-204L						
	CG-204R	1	1	1		1	
	CG-205L				1		1
	CG-205R				1		1
	CG-206	1	1	1	1	1	1

KINDRED - CONDOS - AREA SPEC MATRIX

75 Hunki Dori Ct., Keystone, CO, United States, 80435













Rev. 2024 0422

Unit Type	2BD - W2A	2BD - W2A	2BD - W2B	2BD - E2A	2BD - E2B	2BD - E2C
Unit Level	L1 - L5	L1	L1	L3 - L5	L1	L2
Unit #	W105, W107, W201, W203, W205, W207, W212, W301, W303, W305, W307, W312, W401, W403, W405, W407, W412, W501, W503, W505, W507, W512	W112	W103	E303, E403, E503	E105	E203
 CG-207					1	
 CG-208	1	1		1	1	1
 CG-209	1	1	1	1	1	1
 CG-210	1	1	1	1	1	1
 CG-211	1	1	1	1	1	1
 CG-212	1	1	1	1		1
 CG-213L	1	1	1		1	
 CG-214	1	1	1	1	1	1
 CG-215	1	1	1			
 CG-216	2	2	2	2	2	2
 CG-217	1	1	1	1	1	1
 CG-218					1	
 CG-219						
 CG-220						
 CG-221						
 CG-222						

KINDRED - CONDOS - AREA SPEC MATRIX

75 Hunki Dori Ct., Keystone, CO, United States, 80435

Rev. 2024 0422

	Unit Type	2BD - W2A	2BD - W2A	2BD - W2B	2BD - E2A	2BD - E2B	2BD - E2C
	Unit Level	L1 - L5	L1	L1	L3 - L5	L1	L2
	Unit #	W105, W107, W201, W203, W205, W207, W212, W301, W303, W305, W307, W312, W401, W403, W405, W407, W412, W501, W503, W505, W507, W512	W112	W103	E303, E403, E503	E105	E203
	CG-223L						
	CG-223R						
	CG-224L						
	CG-224R						
	CG-225						
	CG-226						
	CG-227				1	1	1
	CG-228						
	CG-229R						
	CG-231		1	1			
	CG-232		1				
	CG-235						
	SEATING						
	SE-200	1	1	1	1	1	1
	SE-201	4	4	4	3	3	3
	SE-202	1	1	1			
	SE-203	2	2	2	2	2	2

KINDRED - CONDOS - AREA SPEC MATRIX

75 Hunki Dori Ct., Keystone, CO, United States, 80435



Rev. 2024 0422

	Unit Type	2BD - W2A	2BD - W2A	2BD - W2B	2BD - E2A	2BD - E2B	2BD - E2C
	Unit Level	L1 - L5	L1	L1	L3 - L5	L1	L2
	Unit #	W105, W107, W201, W203, W205, W207, W212, W301, W303, W305, W307, W312, W401, W403, W405, W407, W412, W501, W503, W505, W507, W512	W112	W103	E303, E403, E503	E105	E203
	SE-204	2	2		2	2	2
	SE-205	2	2	2	2	2	2
	SE-206						
	SE-207	6	6	6	6	5	6
	SE-208	1	1	1	1		1
	SE-209A				1	1	1
	SE-209B				1	1	1
	SE-210					1	
	SE-211						
	SE-212						
	SE-213						
	SE-214A						
	SE-214B						
	SE-215	1	1	1	1	1	1
	SE-216		1				
	SE-216.1		1				
	SE-217		2	2			
	SE-217.1		2	2			

KINDRED - CONDOS - AREA SPEC MATRIX

75 Hunki Dori Ct., Keystone, CO, United States, 80435

Rev. 2024 0422

	Unit Type	2BD - W2A	2BD - W2A	2BD - W2B	2BD - E2A	2BD - E2B	2BD - E2C
	Unit Level	L1 - L5	L1	L1	L3 - L5	L1	L2
	Unit #	W105, W107, W201, W203, W205, W207, W212, W301, W303, W305, W307, W312, W401, W403, W405, W407, W412, W501, W503, W505, W507, W512	W112	W103	E303, E403, E503	E105	E203
	SE-218						
	SE-219						